

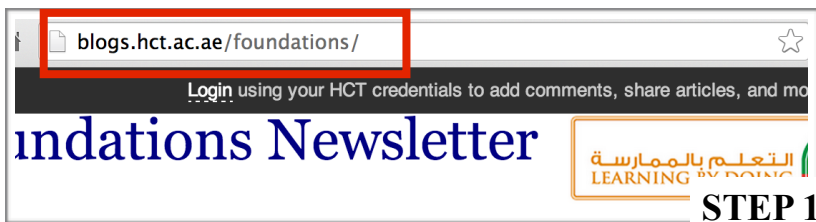
How to Login/Logout

Logging in to the newsletter will allow you to add comments, submit your own entries, and customize your profile.

STEP 1:

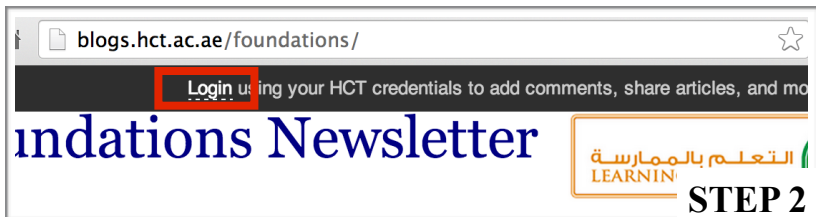
To login to the newsletter, go to the newsletter's home page.

<http://blogs.hct.ac.ae/foundations>



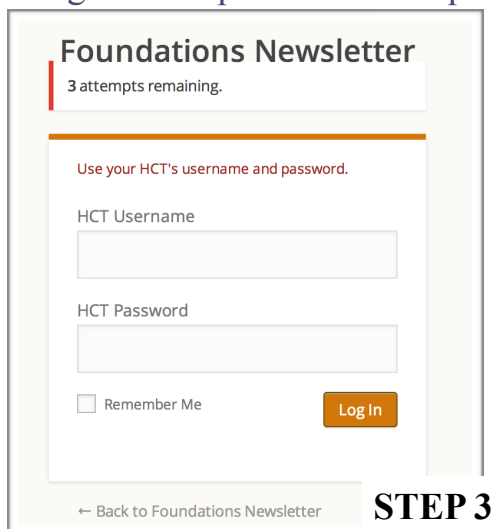
STEP 2:

You will see a login bar on top. Click on login.



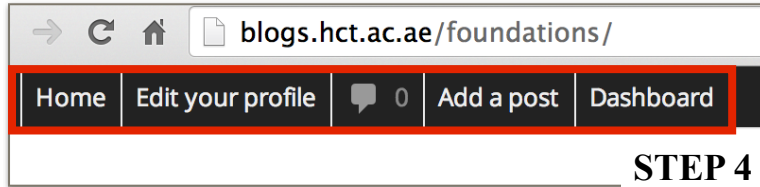
STEP 3:

On the login page, enter your HCT credentials, the same information you normally use to login to the portal for example.

A screenshot of the login page for the Foundations Newsletter. The page title is 'Foundations Newsletter' and it shows '3 attempts remaining.' Below this, there is a section titled 'Use your HCT's username and password.' with two input fields: 'HCT Username' and 'HCT Password'. There is a 'Remember Me' checkbox and a 'Log In' button. At the bottom left, there is a link '← Back to Foundations Newsletter'. The text 'STEP 3' is overlaid in the bottom right corner of the screenshot.

STEP 4:

Once you login, your newsletter account is automatically created. You can edit your profile, add a post, or view the dashboard using the top admin bar.

**STEP 5:**

To logout, click the logout link at the top right corner of the window.

